



Standards for Permanent Improvements Made to Accessible Parking Spaces After March 15, 2012

Effective March 15, 2012, accessible parking spaces must comply with the standards set forth in this guide when implementing permanent improvements for polling location parking. The information in this guide is taken from both Ohio Law and the *2010 ADA Standards for Accessible Design (2010 Standards)*. Elements in facilities built or altered before March 15, 2012 that comply with the *1991 ADA Standards for Accessible Design* are not required to be modified to the specifications in the *2010 Standards*. However, when making permanent improvements, the *2010 Standards* must be used.

Standards for Accessible Parking Spaces

1. Accessible Route

Accessible parking spaces must be located on the shortest accessible route of travel from parking to an accessible entrance.

2. Number of Accessible Parking Spaces

The minimum number of accessible spaces required for a parking facility (parking lot or parking structure) is illustrated in the table.

(If you have any questions about the type of parking facility you are assessing contact the ADA Coordinator.)

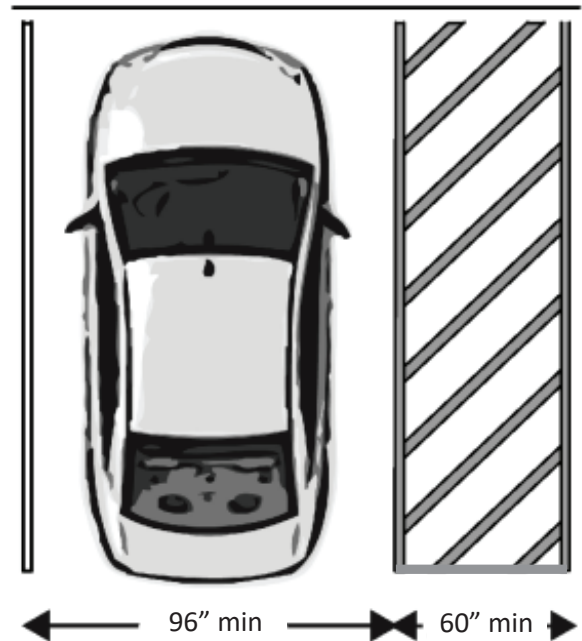
Van Parking Spaces: For every six (or fraction of six) parking spaces required by the table shown here, at least one shall be an accessible van parking space as described in Part 4 on the following page. If constructed or altered prior to March 15, 2012, parking is compliant if at least one in every eight accessible spaces is van accessible.

Total Number of Parking Spaces in Facility	Required Minimum Number of Accessible Parking Spaces
1 to 25	1
26 to 50	2
51 to 75	3
76 to 100	4
101 to 150	5
151 to 200	6
201 to 300	7
301 to 400	8
401 to 500	9
501 to 1000	2 percent of total
1001 and over	20, plus 1 for each 100, or fraction thereof, over 1000

For measurement purposes, where parking spaces are marked with lines, width measurements of parking spaces and access aisles must be made from the centerline of the markings. Where parking spaces or access aisles are not adjacent to another parking space or access aisle, measurements are permitted to include the full width of the line defining the parking space or access aisle.

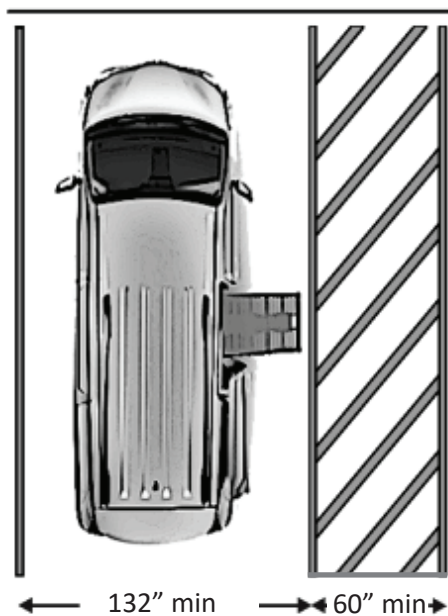
3. Accessible Parking Spaces for Cars

Vehicle Spaces: Accessible parking for cars must be at least 96 inches wide, with an access aisle of at least 60 inches.

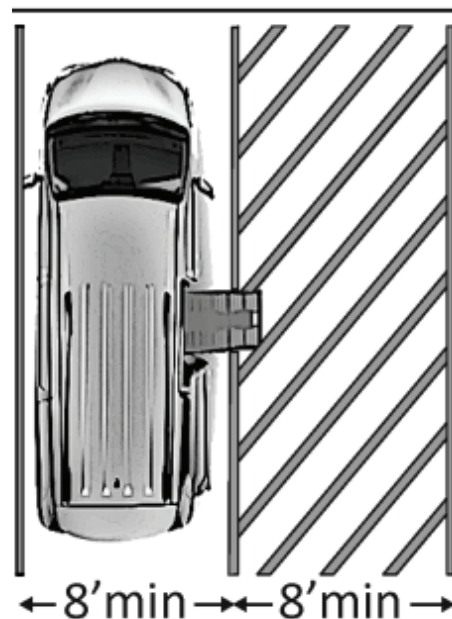


4. Accessible Parking Spaces for Vans

Vehicle Spaces: Accessible parking for vans must be at least 132 inches wide, with an access aisle that is at least 60 inches wide. An accessible parking space for a van is also permitted to be a minimum of 96 inches wide where the accompanying access aisle is at least 96 inches wide.

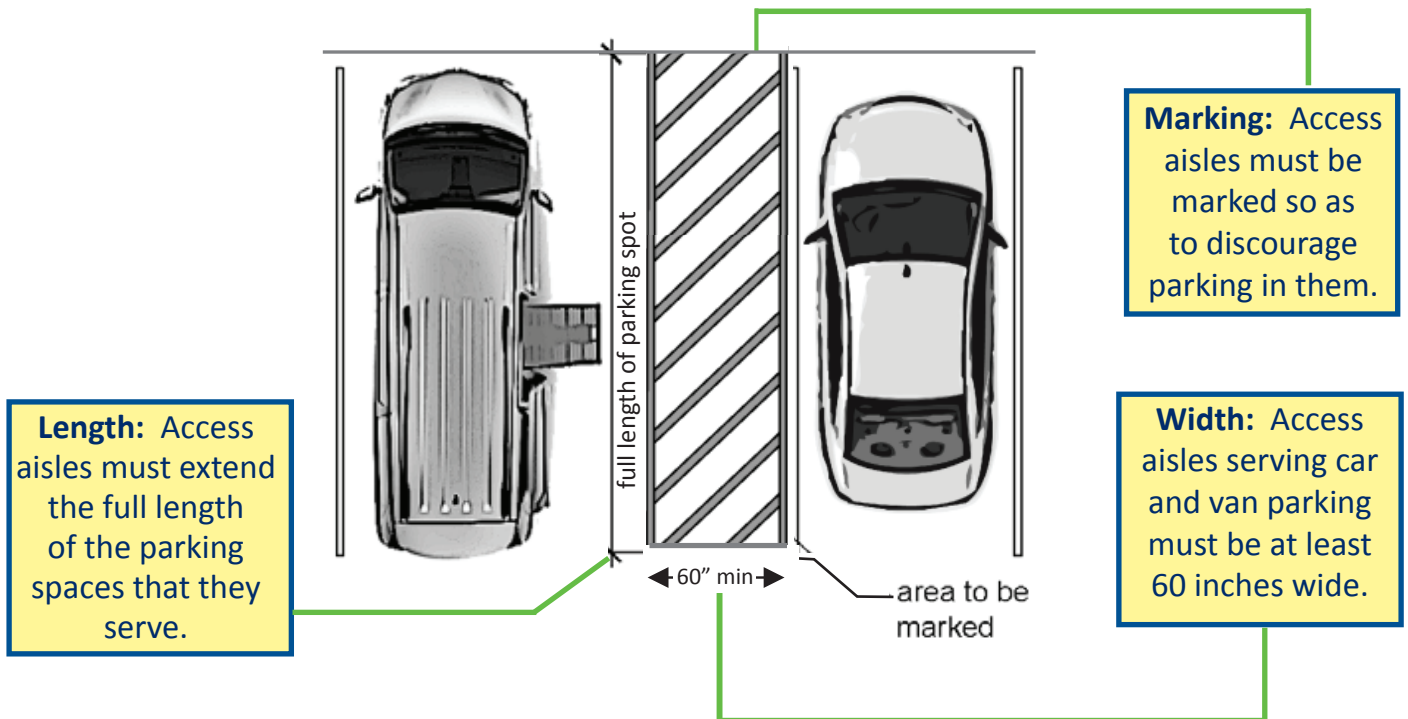


OR



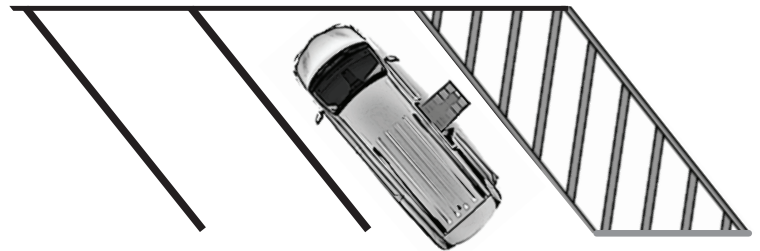
5. Access Aisles

- Access aisles must adjoin an accessible route.
- Two parking spaces are permitted to share a common access aisle.



6. Access Aisle Location

Access aisles cannot overlap the vehicular way. Access aisles are permitted to be placed on either side of the parking space, unless the space is an angled van parking space. If the space is an angled van parking space, the access aisle must be located on the passenger side of the parking space.



7. Floor and Ground Surfaces

Accessible parking spaces and access aisles must be the same level as the parking spaces they serve. Changes in level steeper than 1:48 are not permitted.

8. Vertical Clearance

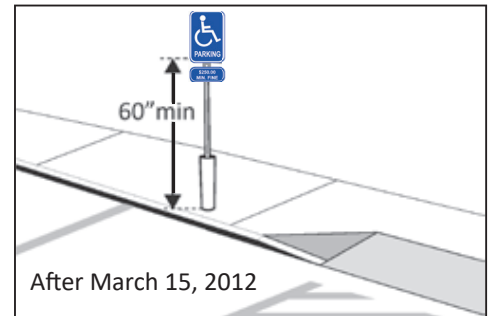
Parking spaces for vans and access aisles and vehicular routes serving them must provide a vertical clearance of at least 98 inches.



9. Identification of Accessible Parking Spaces

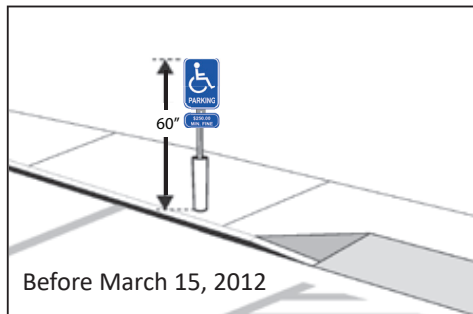
Accessible parking spaces must be identified by signs. However, please note that where a total of four or fewer parking spaces, including accessible parking spaces, are provided on a site, vertical signs identifying accessible parking spaces are not required.

- **Vertical Signage:** Vertical signs identifying accessible parking spaces must include the international symbol of accessibility. Though helpful, symbols are not required to be marked on the pavement.
- **Van Accessibility:** Signs identifying van parking spaces must contain the designation “van accessible.”
- **Mounting of Signs:** Signs are required to be mounted on a fixed or moveable post. For all signs installed after March 15, 2012, the distance from the ground to the bottom edge of the sign must be at least 60 inches.

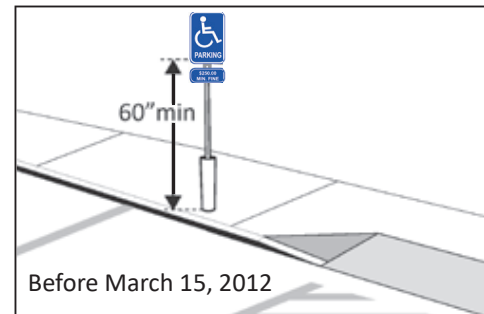


Please note that if a sign was installed prior to March 15, 2012, the sign may meet either of the following measurement standards:

- the distance from the ground to the top edge of the sign measures 60 inches; or
- the distance from the ground to the bottom edge of the sign measures at least 60 inches.



OR



- **Fine Amount:** All signs mounted after October 14, 1999, are required to have a notice indicating the applicable fine for the offense of illegally parking a motor vehicle in a disability parking space. Under Ohio Law, the mandatory minimum fine for such a violation is \$250. Keep in mind that local ordinances may have higher mandatory minimum fines.

10. Relationship of Parking Space and Access Aisle to Accessible Route

Parking spaces and access aisles must be designed so that cars and vans, when parked, cannot obstruct the required clear width of adjacent accessible routes.

Ohio Secretary of State's Office

ADA Coordinator

Local: (614) 387-6039

Toll Free: (877) SOS-OHIO (767-6446)

TTY Local: (614) 728-3295

Toll Free TTY: 877-TTY-OHIO (889-6446)

www.OhioSecretaryofState.gov

